



TYPE
MF-33E

Technical Data

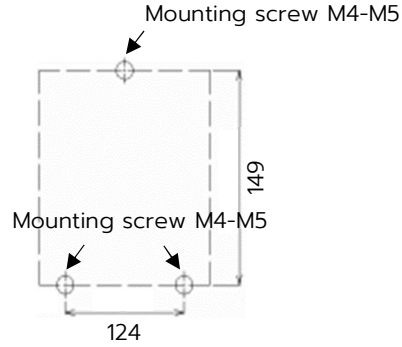
Watt-Hour Meter MF-33E 50(150) A

Model Code	MF-33E 50(150) A
Standard	TIS 2336-2552, IEC 62052-11, IEC 62053-11
Display	Register
Energy (kWh)	5 integer
Display Item	kWh
OPERATING CONDITION	
Power System	1-Phase 2-Wire
Reference Voltage	220 V
Operating Voltage	198-242 V
Rated Current	50(150) A
Reference Frequency	50 Hz
Temperature/Humidity	0-70 °C / 0-98 %RH (non-condensing)
ELECTRICAL CHARACTERISTICS	
Accuracy	Class 2
Meter Constant	100 rev/kWh
Power Consumption Voltage Circuit Current Circuit	< 2 W / 10 VA < 4 VA
Starting Current	250 mA
Over Current	180 A (continue for 30 minutes)
Impulse Voltage	6 kV
MECHANICAL CONSTRUCTION	
Protective Class	Class I
Enclosure Protection	IP54 Weather proof
Applicable Conductors	35-70 mm ²
Mounting	3 points
Weight	2.02 kg.

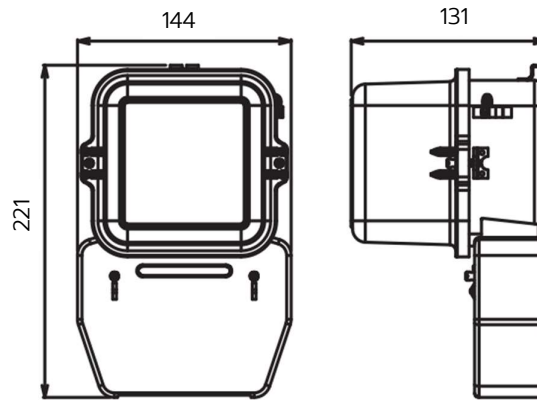
Model Code

MF-33E 50(150) A

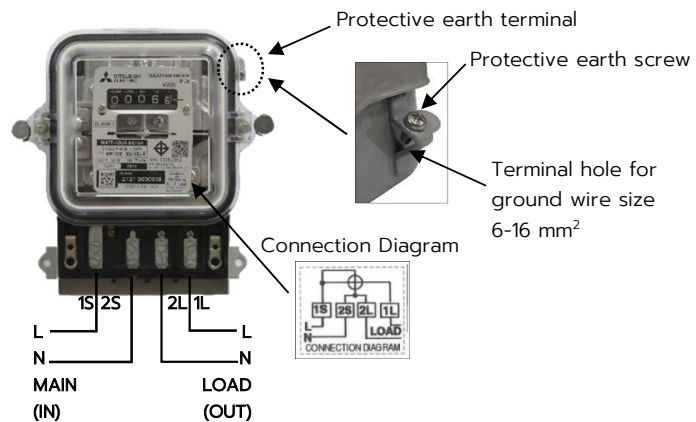
Dimensions of Mounting Point (mm)



Dimensions (mm)



Connection Diagram



Specifications are subject to change without notice.

MITSUBISHI ELECTRIC AUTOMATION (THAILAND) CO., LTD.

Bang-Chan Industrial Estate No.111 Soi Serithai 54, T.Kannayao, A.Kannayao, Bangkok 10230, Thailand
Tel: (66)2517-1326, (66)2919-9873 URL: www.mitsubishi-meath.com/meter E-mail: meter_support@meath.co.th

MSD-U0025